



Pennsylvania
Farm Show 2012

**From Farm Gate to
Dinner Plate**

January 7-14, 2012

| Farm Show Complex & Expo Center, Harrisburg, PA

Middle School


Name: _____

School: _____

Teacher: _____

Lesson One: Farm Fresh Foods

Part One: Pair the FARM SHOW food court item to the correct food group.



Fruits


Grains

Dairy

Vegetables

Protein

Part Two: This plate shows what you should eat every day. List the foods you ate at the **FARM SHOW** in the correct category.



Fruits:

Vegetables:

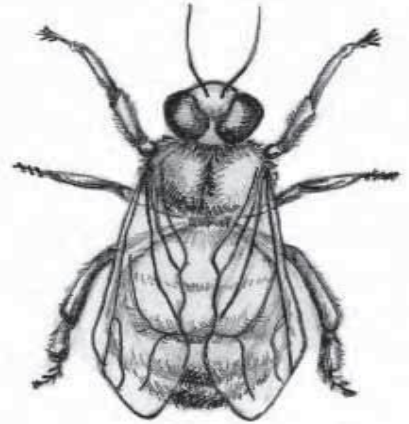
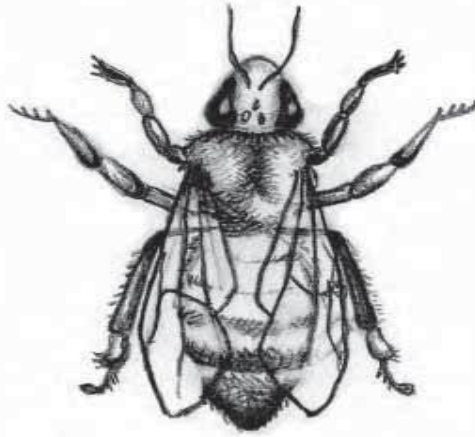
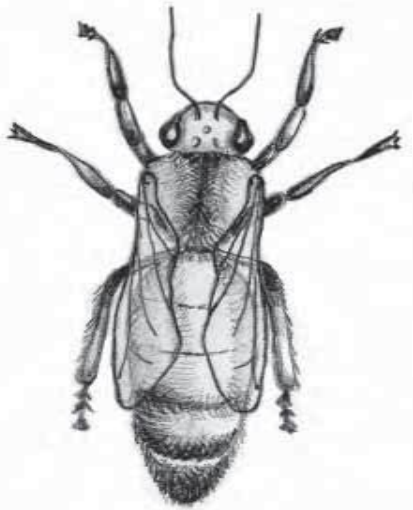
Protein:

Dairy:

Grains:

Lesson Two: Bees and Pollination

Directions: As you look at the honey bee display at the **FARM SHOW**, find out about the importance of work bees and how they help to feed us. Use the chart below and identify the bees such as queen, worker, drone and list their duties for the hive and pollination.



-----	-----	-----

Lesson Three: What Is Grown on Pennsylvania Farms?

Directions: Circle the products that you saw at the FARM SHOW



Corn



Christmas Trees



Tomatoes



Soybeans



Apples



Wheat



Pumpkins



Maple Syrup

Lesson Four: Animal By-Products

Directions: Drop by the **FARM SHOW** sheep barn and pick up a piece of wool from the barn floor. Examine the wool and the sheep. Circle what by-products come from sheep and list what part they come from. For example: marshmallows come from bones, horns, and hooves.

Both food and fiber come from sheep. Meat is called lamb or mutton and the fiber is called wool. The natural grease from the wool is called lanolin.

Hide and Wool

Bones, Horns, Hooves

Fats & Lanolin

Intestines



Lesson Five: Identifying Beef and Dairy Cattle

Directions: Stroll through the barns at the FARM SHOW to determine and classify beef cattle and dairy cattle.

Beef Breeds:



A.



B.



C.



D.



E.

Dairy Breeds:



F.



G.



H.



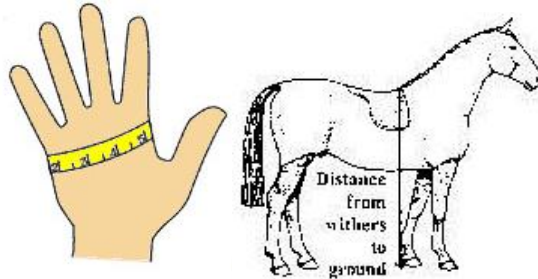
I.



J.

Lesson Six: Measuring in Horse Hands

Directions: Horses are measured by “hands” and a hand is equal to 4 inches. Measure objects at the **FARM SHOW** using inches then convert into horse hands.



1. Object: _____
a. Measurement: _____ inches _____ hands

2. Object: _____ Measurement: _____
a. Measurement: _____ inches _____ hands

3. Object: _____ Measurement: _____
a. Measurement: _____ inches _____ hands

4. Object: _____ Measurement: _____
a. Measurement: _____ inches _____ hands

5. Object: _____ Measurement: _____
a. Measurement: _____ inches _____ hands

